

STYLE WITH SUBSTANCE



 **australbricks®**

2020 Brick & Paver Collection

Queensland

THE FIRST CHOICE FOR LASTING IMPRESSIONS	04
TRUE VALUE	06
ENDURING QUALITY	08
STYLE INSPIRATION	10
DESIGNED TO LAST	12
PREMIUM COLLECTION	14
GLAZED COLLECTION	20
LUXE COLLECTION	24
ESSENTIALS COLLECTION	28
FACINGS COLLECTION	32
PAVER COLLECTION	34
MORTEX	38
PRODUCT INFORMATION	39
BLEND COLLECTION	43
HOME OF DESIGN	44
BEAUTIFUL PRODUCTS THAT LAST FOREVER	46

THE FIRST CHOICE FOR **LASTING IMPRESSIONS**

With a history that extends more than a century, Austral Bricks have a proud tradition of 100% Australian ownership and today, our brick operations source and make a diverse range of quality clay products across the entire country. We are committed to continuing to inspire and innovate through product and style.

PRODUCT: LA PALOMA ROMERO

ARCHITECT: BENT ARCHITECTURE

PHOTOGRAPHER: TATJANA PLITT



TRUE VALUE

Austral Bricks offer an affordable quality that stands out.
Building with bricks offers long-lasting, superior quality
and valued investment for years.

PRODUCT: LA PALOMA50 MIRO

BUILDER: THOMAS ARCHER HOMES

PHOTOGRAPHER: JAMES GREER

ENDURING QUALITY

Proven to last a lifetime, bricks are the strong, sensible choice, guaranteed to deliver on the number one priority of structural security, as well as providing a low maintenance and efficient build from day one.

PRODUCT: SAN SELMO RECLAIMED ORIGINAL

BUILDER: PRO LIVING

PHOTOGRAPHER: ANGE WALL

100 YEAR
PRODUCT
WARRANTY

peace of mind *guaranteed*

Austral Bricks are backed by an exclusive
Brickworks 100 year warranty.

STYLE INSPIRATION

*Austral Bricks have the inspiration
and expertise you need*

With our comprehensive series of colour and style palettes, skillfully curated from the huge range of Brickworks building materials available, you can select a thoughtful and stylish scheme for any house, whether it's cutting edge contemporary or more traditionally influenced.

Just as important, clay is a natural resource which has been used for centuries because it retains its colour forever as well as its durability.

Our expert design consultants can talk you through colour and style swatches in a friendly one-to-one session, helping you pick a scheme you love for your vision.

BOOK YOUR ONE-ON-ONE *colour consultation* TODAY

For more style inspiration or to book an appointment, please visit our website:
australbricks.com.au



DESIGNED TO **LAST**

Versatility in design, durability that lasts a lifetime and the highest thermal comfort, with almost no maintenance. Clay bricks and pavers from Austral Bricks tick all the boxes for homes and projects with value and sustainability in mind.

AFFORDABLE VALUE

Cost effective building product materials that increase the value of your investment or project from day one, for generations to come.

LOW MAINTENANCE

No need for paint or other treatments to maintain their aesthetics and durability. They are strong, reliable and relatively maintenance free.

ENERGY EFFICIENT

Combined with intelligent passive building design elements, clay bricks can help moderate building temperatures and reduce energy consumption.

STRENGTH AND SAFETY

Clay products are stronger than concrete and other light weight materials and also provide a safer and more secure home from the outside environment.

NATURALLY SUSTAINABLE

Clay is a natural resource which has been used for centuries because it retains its colour forever as well as its durability. Architects, engineers and specifiers continue to appreciate the advantages of using clay products.



Affordable
value



Low
maintenance



Energy
efficient



Strength
and safety



Sustainable



PREMIUM COLLECTION

VENETIAN GLASS

Venice – historic city of bridges and canals, art and artisans. For centuries, Venetians have been producing magnificent glass pieces of every description. Our new range has all the features you'd expect in coloured designer glass – brilliance, transparency, sophistication.

FEATURED: ARCTIC CRYSTAL NATURAL

ULTRA SMOOTH

Ultra Smooth's brick surface is created during manufacturing using our finest ground clays and the latest advanced ceramic technology. The smooth velvety finish of this range sits perfectly with the clean lines of contemporary architecture.

FEATURED: RHYTHM

LA PALOMA

Spain – confident, creative and the artistry of Dali, Picasso and Miró, which give inspiration to the soft white and charcoal black bricks of La Paloma and La Paloma Rustico. Characterful, eye-catching and steeped in heritage, they express two striking colours found in the spectrum of fired clay colours, transforming buildings into works of art.


FEATURED: LA PALOMA | ROMERO, LA PALOMA RÙSTICO | MIRO

SAN SELMO

Italy – inspired, rustic and charming. The unique San Selmo range of Smoked, Reclaimed, Textured and Raw Corso, embodies the beauty of brick. With hues that transition from light to dark, tactile finishes, and sizes from conventional to distinctive, the San Selmo range suits all contemporary projects and environments.

FEATURED: SAN SELMO SMOKED | WILD STORM,
SAN SELMO RECLAIMED | LIMEWASH,
SAN SELMO CORSO TEXTURED | MARANA,
SAN SELMO CORSO RAW | BRENTA

SAN SELMO RECLAIMED



Limewash GP ●



Reclaimed Original GP ●



Aged Red GP ●

SAN SELMO CORSO RAW




Brenta EXP ●



Livenza EXP ●



Arno EXP ●



Potenza EXP ●



Marana EXP ●



Piave EXP ●

SAN SELMO CORSO TEXTURED




Brenta GP ●



Livenza GP ●



Arno EXP ●



Potenza EXP ●



Marana EXP ●



Piave EXP ●

SAN SELMO SMOKED



Grey Cashmere GP ●



Cloudy Silver GP ●




Opaque Slate GP ●




Wild Storm GP ●

Please refer to page 39 for Blend options


LA PALOMA



Castellana EXP ○



Miro EXP ○



Azul EXP ●



Romero EXP ●

Please refer to page 35 for size options

LA PALOMA RÙSTICO




Miro GP ○



Gaudi EXP ●


ULTRA SMOOTH



Tempo EXP ●



Chill EXP ●



Jazz EXP ●



Rhythm EXP ●

VENETIAN GLASS



PRODUCTS:
BLUE SAPPHIRE, NATURAL
ARCTIC CRYSTAL, POLISHED
GOLDEN AMBER, NATURAL

	Natural	Polished	Frosted
Arctic Crystal EXP ○			
Aquamarine EXP ●			
Golden Amber EXP ●			
Blue Sapphire EXP ●			
Smokey Quartz EXP ●			

Please refer to page 40 for size options

For further details on the installation of glass bricks, please refer to the
Venetian Glass Technical Manual:
australbricks.com.au/technical-information

GLAZED COLLECTION

SPECIALTY

Glazed – and glassy in their effect, our Speciality range is breathtakingly bold, but also subtly gentle with its intriguing hues and colours. These colours were created for specific projects, but the option to create your own colours offers limitless possibilities. Let us help you make your unique design a reality.

FEATURED: ROYAL

ALLURE

Lustre – Beautiful, fully glazed bricks that bring a touch of glamour to your project and make a design statement that will stand the test of time. Designed for both internal and external applications, the Allure range offers stylish elegance that's ideal for feature brickwork.

FEATURED: KOKO

BURLESQUE

Making a statement – and the provocative, eye-catching Burlesque range go together when it comes to design. Burlesque's fully glazed finish speaks volumes about this sensuous collection. Available in 13 standard and also neutral colours, the Burlesque range will appeal to the adventurous spirit.

FEATURED: INDULGENT WHITE

GALLERIA

Galleria captures the essence in this blend of Burlesque and Specialty. It's your vision, and your work of art that we've captured in these unique and highly stylised designs. For details, please refer to pg.39.

CAMILLA

Camilla Franks, one of Australia's leading fashion designers, has brought the energy of Mexico to life in this collection of colourful glazed bricks. With their reflective finish and sunny tones, they're saturated in style and tactility. Be tempted. Your project will fall in love with these bold bricks.

FEATURED: AZURE & AUBERGINE

BURLESQUE



Indulgent White EXP ○



Majestic Grey EXP ●



Karrington Silver EXP ●



Brushed Leather EXP ●



Enchanting Yellow EXP ●




Oyster Grey EXP ●




Cognac Illusion EXP ●



Sublime Steel EXP ●



Deepening Green EXP ●



Bursting Orange EXP ●



Luscious Red EXP ●




Smashing Blue EXP ●



Charming Black EXP ●

ALLURE




Lulu EXP ○



Ariana EXP ●




Oria EXP ●



Capri EXP ●



Koko EXP ●



Ciara EXP ●

SPECIALTY




Jade EXP ●



Emerald EXP ●



Royal EXP ●



Amber EXP ●



Crimson EXP ●



Sienna EXP ●



Pacific EXP ●



Espresso EXP ●

For Galleria Blends, please refer to page 43.

CAMILLA



Rosado EXP ●



Flame EXP ●



Sol EXP ●



Azure EXP ●

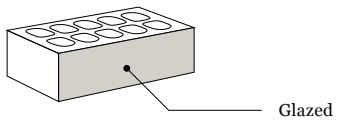


Aubergine EXP ●

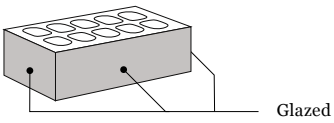
SPECIAL SHAPES AND FINISHES

*Made to order

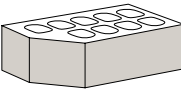
Standard face brick



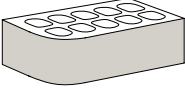
Double header brick



Single cant*



Single bullnose*



LUXE COLLECTION

METALLIX

A brick face that glimmers, sparks immediate interest and which possesses great subtlety. With its depth of colour the Metallix range reflects light on finished brickwork, creating a satin metallic sheen that will lend depth and sophistication to your project.

FEATURED: BRONZE

SYMMETRY

A question of balance. The specially developed Symmetry range perfectly suit clean, crisp and precise architectural designs and are also suitable for smaller projects and decorative brickwork. Their simple smooth finish assures a clean line that enhances the functionality of brickwork as architectural form.

FEATURED: PAPRIKA

HAMPTONS

The fine-grained finish and delicate colour palette of the Hamptons evoke a feeling of effortless artistic elegance. This tasteful range is perfectly at home in an oceanfront environment or when building a stylish hinterland retreat.

FEATURED: WHITEHAVEN

CHARACTER RENOVATIONS

If you're looking to recreate early Federation architecture or Colonial Homestead designs then this is the collection for you. With its classic square edged profile and subtle surface textures to replicate a hand-made appearance, these bricks have more than an abundance of character.









FEATURED: ST MICHAELS

GOVERNOR





Robust, down-to-earth, authentic sand stock brick, the much-loved Governor range is made from quality materials using traditional manufacturing methods. Governor adds cachet to your home with their uneven and folded form, capturing the colours and textures of classic heritage brickwork.

FEATURED: GIPPS

METALLIX

			
Mercury EXP ●	Gun Metal Blue EXP ●	Bronze EXP ●	Emery EXP ●
			
Mercury 390 NEW EXP ●	Gun Metal Blue 390 NEW EXP ●	Bronze 390 NEW EXP ●	Emery 390 NEW EXP ●





SYMMETRY

			
Wheat EXP ●	Paprika EXP ●	Linseed EXP ●	Mocha EXP ●

HAMPTONS

	
Whitehaven GP ●	Whitehaven 390 NEW GP ●

CHARACTER RENOVATIONS

			
Warrego EXP ●	St Michaels EXP ●	St Andrews EXP ●	St Louis EXP ●

GOVERNOR

Please refer to page 43 for Blend options

			
King GP ●	Wakehurst GP ●	Haigh GP ●	Blanc GP ●
			
Denison GP ●	Gipps GP ●	Darling GP ●	Foveaux GP ●

ESSENTIALS COLLECTION



URBAN ONE

The Urban One brick series is the perfect complement to any contemporary home design. With its range of neutral toned bricks it pairs well with stone, timber or render, providing an understated, monochromatic backdrop for design and finishing statements.

FEATURED: CHIFFON



COASTAL

Headlands and bays speak of Australia's beautiful coastline. Inspired by some of our most stylish locations, Coastal is available in standard and double-height and won't fade over time. The fashionable colours of our Coastal series invests your home with a glamorous, highly desirable exterior in practical, durable brick.

FEATURED: SHORELINE DOUBLE HEIGHT



WILDERNESS DESIGN

The natural beauty of Australia's wilderness provides inspiration for subtle depth and variation of colour, bringing to life every brick in this range. Alongside modern building materials, you'll notice the difference these bricks make with their dramatic and visual proclamation of country.

FEATURED: BLACKBUTT DOUBLE HEIGHT / GREY GUM



EVERYDAY LIFE

Everyday life is interesting, varied and about home – feeling comfortable. This versatile range is a suite of bricks with a lightly textured finish that's full of modern, natural colours of clay, making it easy to design your new home or project with style.

FEATURED: ENGAGE

URBAN ONE



Sea Salt EXP ●



Silver EXP ●



Grecian Gold EXP ●




Pepper EXP ●



Chiffon EXP ●

COASTAL

Please refer to page 42 for size options



Surf Wash EXP ●



NEW Shoreline EXP ●




Limestone EXP ●



Surf Wash Double Height EXP ●



NEW Shoreline Double Height EXP ●



Limestone Double Height EXP ●

WILDERNESS DESIGN

Please refer to page 42 for size options



Silver Birch EXP ●



Grey Gum EXP ●



Blackbutt EXP ●



Silver Birch Double Height EXP ●



Grey Gum Double Height EXP ●



Blackbutt Double Height EXP ●

EVERYDAY LIFE

Please refer to page 43 for Blend options



Escape EXP ●



Engage EXP ●



Leisure EXP ●



Stimulate EXP ●



Unwind EXP ●



Freedom EXP ●

FACINGS COLLECTION

Recognised as one of Australia's leading manufacturers of quality clay building products, Austral Bricks continues to build it's reputation for delivering top quality products with it's stylish range of brick facings.

Highly suited for internal applications and hard to access areas, the Austral Bricks facings range is an intelligent and cost-effective solution that delivers both functionality and beauty.

LA PALOMA



Miro



Azul



Glazed White



Glazed Black

SAN SELMO RECLAIMED



Reclaimed Original



Limewash

Dimensions

Facing: 230 x 76 x 18 mm

Corner Tile: 230 x 110 x 76 x 18 mm

For further details on the installation of the facings and corner facing units, please refer to: australbricks.com.au/product-information

PAVER COLLECTION

ALFRESCO









Make a bold statement of style with the natural colours of Austral Bricks clay pavers. Select a single striking colour or use contrasting colours for edges, bands, panels or blending.

FEATURED: HICKORY | UMBER
ROUX | BUTTERMILK

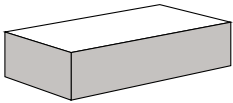


Paver collection

ALFRESCO

				
Buttermilk	EXP 	Umber	EXP 	
		Roux	EXP 	
			Hickory	EXP 

Dimensions



232 L x 115 W x 50 H mm

MORTEX

MORTEX is a factory manufactured, quality assured premixed M4 rated mortar solution. Its consistency can save labour time, increase efficiency, remove the need for on site blending, and it is compliant with AS3700:2018. MORTEX takes the guess work out of mortar blending and reduces the potential for under strength, non compliant mortar use.

This can ultimately reduce potential liabilities, saving money and time on rectifications. With the adoption of ISO9001:2008 principles, the mortar constituents are accurately measured and blended in a controlled environment to ensure consistent, homogeneous mortar is produced on-site.

MORTAR COLOUR

White mortar is currently the most popular colour. This is made by mixing light coloured cement and white sand and results in a traditional brick and mortar look. Mortar can be coloured by adding powdered or liquid pigments to the mortar as it is being mixed by the bricklayer. It can also be tinted to

match the brick colour, giving a very even wall colour. Please confirm with your bricklayer what their mortar colouring offering is before making your final decision. For more information on MORTEX, please visit: australbricks.com.au/QLD/product/Mortex

STANDARD



MORTEX White



MORTEX (Grey)



MORTEX Charcoal

Please refer to the MORTEX Charcoal Technical Data Sheet for installation and cleaning guidelines before use.

CUSTOM



Limestone



Pebble



Bark



Pewter



Nickel



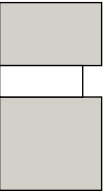
Oak



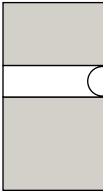
Gumnut

MORTAR FINISHES

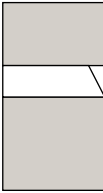
There are four common mortar finishes and these various finishes result in different shadow lines on the wall. A raked finish will create a deep shadow in the mortar joint. This brings out the horizontal lines of the brickwork (and the vertical lines to a lesser extent) and it is the most common finish. Ironed and struck joints also create shadow lines, but these are much finer and more subtle. A flush joint doesn't allow shadow lines to form at all, giving the wall a flatter, more unified look. Using a mortar colour to match the brick will take this a step further.




Raked



Ironed


































Struck











































Flush

PRODUCT INFORMATION INDEX















Collection	Range	Product	Durability Class	Solar Rating	Colour Group	Colour Scheme	Size	Page
PREMIUM	LA PALOMA	Azul	EXP	D	Blackish	Tailored Elegance	230mm x 110mm x 76mm	17
		Castellana	EXP	L	White	Blanco	230mm x 110mm x 76mm, 290mm x 110mm x 50mm	17
		Miro	EXP	L	White	Blanco	230mm x 110mm x 76mm, 230mm x 110mm x 50mm, 290mm x 110mm x 50mm	17
		Romero	EXP	D	Blackish	Blue Mood	230mm x 110mm x 76mm, 290mm x 110mm x 50mm	17
	LA PALOMA RUSTICO	Gaudi	EXP	D	Blackish	Raven	475mm x 100mm x 40mm	17
		Miro	GP	L	White	Blanco	475mm x 100mm x 40mm	17
	SAN SELMO CORSO RAW	Arno	EXP	L	Warm Grey	Taupe	500mm x 100mm x 40mm	16
		Brenta	EXP	L	Cream	Crema	500mm x 100mm x 40mm	16
		Livenza	EXP	M	Cool Grey	Sterling	500mm x 100mm x 40mm	16
		Marana	EXP	D	Warm Grey	Taupe	500mm x 100mm x 40mm	16
		Plave	EXP	D	Blackish	Raven	500mm x 100mm x 40mm	16
		Potenza	EXP	D	Red	Rouge	500mm x 100mm x 40mm	16
	SAN SELMO CORSO TEXTURED	Arno	EXP	L	Warm Grey	Taupe	500mm x 100mm x 40mm	16
		Brenta	GP	L	Cream	Crema	500mm x 100mm x 40mm	16
		Livenza	GP	M	Cool Grey	Sterling	500mm x 100mm x 40mm	16
		Marana	EXP	D	Warm Grey	Taupe	500mm x 100mm x 40mm	16
		Plave	EXP	D	Blackish	Raven	500mm x 100mm x 40mm	16
		Potenza	EXP	D	Red	Rouge	500mm x 100mm x 40mm	16
	SAN SELMO RECLAIMED	Aged Red	GP	M	Red	Rouge	230mm x 110mm x 76mm	16
		Limewash	GP	L	Red	Rouge	230mm x 110mm x 76mm	16
		Reclaimed Original	GP	M	Red	Rouge	230mm x 110mm x 76mm	16
	SAN SELMO SMOKED	Cloudy Silver	GP	M	Cool Grey	Sterling	230mm x 110mm x 76mm	17
		Grey Cashmere	GP	L	Cool Grey	Sterling	230mm x 110mm x 76mm	17
		Opaque Slate	GP	M	Cool Grey	Sterling	230mm x 110mm x 76mm	17
		Wild Storm	GP	D	Blackish	Raven	230mm x 110mm x 76mm	17

Collection	Range	Product	Durability Class	Solar Rating	Colour Group	Colour Scheme	Size	Page
PREMIUM	ULTRA SMOOTH	Chill	EXP	M	 Cool Grey	Taupe	230mm x 110mm x 76mm	17
		Jazz	EXP	D	 Warm Grey	Taupe	230mm x 110mm x 76mm	17
		Rhythm	EXP	D	 Brown	Sienna	230mm x 110mm x 76mm	17
		Tempo	EXP	L	 Cream	Crema	230mm x 110mm x 76mm	17
	VENETIAN GLASS	Arctic Crystal	EXP	N/A	 White	Blanco	230mm x 110mm x 76mm 110mm x 110mm x 76mm	19
		Aquamarine	EXP	N/A	 Cool Grey	Sterling	230mm x 110mm x 76mm 110mm x 110mm x 76mm	19
		Blue Sapphire	EXP	N/A	 Cool Grey	Blue Mood	230mm x 110mm x 76mm 110mm x 110mm x 76mm	19
		Golden Amber	EXP	N/A	 Tan	Bisque	230mm x 110mm x 76mm 110mm x 110mm x 76mm	19
		Smokey Quartz	EXP	N/A	 Brown	Sienna	230mm x 110mm x 76mm	19
GLAZED	ALLURE	Ariana	EXP	M	 Red	Naked Ambition	230mm x 110mm x 76mm	22
		Capri	EXP	D	 Red	Rouge	230mm x 110mm x 76mm	22
		Ciara	EXP	D	 Blackish	Raven	230mm x 110mm x 76mm	22
		Koko	EXP	D	 Warm Grey	Taupe	230mm x 110mm x 76mm	22
		Lulu	EXP	L	 White	Blanco	230mm x 110mm x 76mm	22
		Oria	EXP	M	 Tan	Bisque	230mm x 110mm x 76mm	22
	BURLESQUE	Brushed Leather	EXP	M	 Warm Grey	Taupe	230mm x 110mm x 76mm*	22
		Bursting Orange	EXP	M	 Red	Rouge	230mm x 110mm x 76mm*	22
		Charming Black	EXP	D	 Blackish	Raven	230mm x 110mm x 76mm*	22
		Cognac Illusion	EXP	M	 Warm Grey	Taupe	230mm x 110mm x 76mm*	22
		Deepening Green	EXP	M	 Cool Grey	Sterling	230mm x 110mm x 76mm*	22
		Enchanting Yellow	EXP	M	 Cream	Crema	230mm x 110mm x 76mm*	22
		Indulgent White	EXP	L	 White	Blue Mood	230mm x 110mm x 76mm*	22
		Karrington Silver	EXP	L	 Warm Grey	Taupe	230mm x 110mm x 76mm*	22
		Luscious Red	EXP	D	 Red	Rouge	230mm x 110mm x 76mm*	22
		Majestic Grey	EXP	L	 Warm Grey	Tailored Elegance	230mm x 110mm x 76mm*	22
		Oyster Grey	EXP	D	 Cool Grey	Sterling	230mm x 110mm x 76mm*	22
		Smashing Blue	EXP	D	 Cool Grey	Sterling	230mm x 110mm x 76mm*	22
		Sublime Steel	EXP	D	 Cool Grey	Sterling	230mm x 110mm x 76mm*	22
	CAMILLA	Aubergine	EXP	D	 Cool Grey	Sterling	230mm x 110mm x 76mm*	22
		Azure	EXP	M	 Cool Grey	Global Pattern	230mm x 110mm x 76mm*	22
		Flame	EXP	M	 Red	Rouge	230mm x 110mm x 76mm*	22





Collection	Range	Product	Durability Class	Solar Rating	Colour Group	Colour Scheme	Size	Page
GLAZED	CAMILLA	Rosado	EXP	M	 Red	Rouge	230mm x 110mm x 76mm*	22
		Sol	EXP	M	 Cream	Crema	230mm x 110mm x 76mm*	22
	SPECIALTY	Amber	EXP	D	 Red	Rouge	230mm x 110mm x 76mm*	23
		Crimson	EXP	D	 Brown	Sienna	230mm x 110mm x 76mm*	23
		Emerald	EXP	M	 Cool Grey	Sterling	230mm x 110mm x 76mm*	23
		Espresso	EXP	D	 Blackish	Raven	230mm x 110mm x 76mm*	23
		Jade	EXP	M	 Cool Grey	Sterling	230mm x 110mm x 76mm*	23
		Pacific	EXP	D	 Blackish	Raven	230mm x 110mm x 76mm*	23
		Royal	EXP	D	 Cool Grey	Sterling	230mm x 110mm x 76mm*	23
		Sienna	EXP	D	 Brown	Sienna	230mm x 110mm x 76mm*	23
LUXE	CHARACTER RENOVATIONS	Warrego	EXP	L	 Red	Rouge	230mm x 110mm x 76mm	27
		St Andrews	EXP	M	 Red	Rouge	230mm x 110mm x 76mm	27
		St Louis	EXP	M	 Red	Rouge	230mm x 110mm x 76mm	27
		St Michaels	EXP	M	 Red	Rouge	230mm x 110mm x 76mm	27
	GOVERNOR	Blanc	GP	L	 Cream	Crema	230mm x 110mm x 76mm	27
		Darling	GP	M	 Red	Rouge	230mm x 110mm x 76mm	27
		Denison	GP	M	 Tan	Bisque	230mm x 110mm x 76mm	27
		Foveaux	GP	D	 Brown	Sienna	230mm x 110mm x 76mm	27
		Gipps	GP	D	 Red	Rouge	230mm x 110mm x 76mm	27
		Haigh	GP	M	 Tan	Bisque	230mm x 110mm x 76mm	27
		King	GP	L	 Tan	Bisque	230mm x 110mm x 76mm	27
		Wakehurst	GP	M	 Tan	Bisque	230mm x 110mm x 76mm	27
	HAMPTONS	Whitehaven	EXP	L	 Cool Grey	Sterling	230mm x 110mm x 76mm 390mm x 110mm x 76mm	26
	METALLIX	Bronze	EXP	D	 Blackish	Raven	230mm x 110mm x 76mm 390mm x 110mm x 76mm	26
		Emery	EXP	D	 Blackish	Raven	230mm x 110mm x 76mm 390mm x 110mm x 76mm	26
		Gun Metal Blue	EXP	D	 Warm Grey	Taupe	230mm x 110mm x 76mm 390mm x 110mm x 76mm	26
		Mercury	EXP	M	 Cool Grey	Sterling	230mm x 110mm x 76mm 390mm x 110mm x 76mm	26
	SYMMETRY	Linseed	EXP	M	 Brown	Sienna	230mm x 110mm x 76mm	26
		Mocha	EXP	D	 Brown	Sienna	230mm x 110mm x 76mm	26
		Paprika	EXP	M	 Red	Rouge	230mm x 110mm x 76mm	26
		Wheat	EXP	L	 Cream	Crema	230mm x 110mm x 76mm	26

Collection	Range	Product	Durability Class	Solar Rating	Colour Group	Colour Scheme	Size	Page
ESSENTIALS	COASTAL	Limestone	EXP	L	 Tan	Bisque	230mm x 110mm x 76mm 230mm x 110mm x 162mm	30
		Shoreline	EXP	L	 Cream	Crema	230mm x 110mm x 76mm 230mm x 110mm x 162mm	30
		Surf Wash	EXP	L	 Cream	Crema	230mm x 110mm x 76mm 230mm x 110mm x 162mm	30
	EVERYDAY LIFE	Engage	EXP	M	 Warm Grey	Taupe	230mm x 110mm x 76mm	31
		Escape	EXP	M	 Tan	Bisque	230mm x 110mm x 76mm	31
		Freedom	EXP	D	 Brown	Sienna	230mm x 110mm x 76mm	31
		Leisure	EXP	M	 Warm Grey	Taupe	230mm x 110mm x 76mm	31
		Stimulate	EXP	M	 Red	Rouge	230mm x 110mm x 76mm	31
		Unwind	EXP	M	 Brown	Sienna	230mm x 110mm x 76mm	31
		Chiffon	EXP	D	 Blackish	Raven	230mm x 110mm x 76mm	30
	URBAN ONE	Grecian Gold	EXP	M	 Warm Grey	Taupe	230mm x 110mm x 76mm	30
		Pepper	EXP	D	 Brown	Sienna	230mm x 110mm x 76mm	30
		Sea Salt	EXP	L	 Cream	Crema	230mm x 110mm x 76mm	30
		Silver	EXP	L	 Warm Grey	Taupe	230mm x 110mm x 76mm	30
		Blackbutt	EXP	D	 Blackish	Raven	230mm x 110mm x 76mm 230mm x 110mm x 162mm	31
	WILDERNESS DESIGN	Grey Gum	EXP	M	 Warm Grey	Taupe	230mm x 110mm x 76mm 230mm x 110mm x 162mm	31
		Silver Birch	EXP	L	 Cool Grey	Sterling	230mm x 110mm x 76mm 230mm x 110mm x 162mm	31

BLEND COLLECTION

Collection	Range	Product	Durability Class	Solar Rating	Colour Group	Colour Scheme	Composition	Size
PREMIUM	San Selmo Smoked	Ember	GP	L	 Blackish	Raven	50% Opaque Slate, 50% Grey Cashmere	230mm x 110mm x 76mm
GLAZED	GALLERIA	Aqueous	EXP	M	 Cool Grey	Sterling	50% Royal, 50% Pacific	230mm x 110mm x 76mm*
		Crimson Sky	EXP	D	 Brown	Sienna	50% Sienna, 50% Crimson	230mm x 110mm x 76mm*
		Eden	EXP	M	 Cool Grey	Sterling	50% Jade, 50% Emerald	230mm x 110mm x 76mm*
		Serenity	EXP	M	 Warm Grey	Taupe	40% Majestic Grey, 60% Karrington Silver	230mm x 110mm x 76mm*
		Superstition	EXP	D	 Blackish	Raven	50% Espresso, 50% Charming Black	230mm x 110mm x 76mm*
LUXE	GOVERNOR	Bowen	GP	M	 Tan	Bisque	70% Haigh, 30% Wakehurst	230mm x 110mm x 76mm
		Cairns	GP	M	 Tan	Bisque	70% Wakehurst, 30% Haigh	230mm x 110mm x 76mm
		Carrington	GP	D	 Tan	Bisque	70% Gipps, 30% Denison	230mm x 110mm x 76mm
		Musgrave	GP	L	 Tan	Bisque	60% King, 30% Haigh, 10% Wakehurst	230mm x 110mm x 76mm
		Norman	GP	M	 Tan	Bisque	60% Haigh, 30% Wakehurst, 10% King	230mm x 110mm x 76mm
		OConnell	GP	M	 Tan	Bisque	40% Denison, 40% Darling, 20% Foveaux	230mm x 110mm x 76mm
		Robinson	GP	D	 Tan	Bisque	60% Gipps, 30% Denison, 10% Foveaux	230mm x 110mm x 76mm
		Stewart	GP	M	 Cream	Crema	80% Darling, 20% Foveaux	230mm x 110mm x 76mm

PAVER COLLECTION

		Colour	Durability Class	Slip Resistance Category	Size & Finish Options	Colour Group	Colour Scheme
CLAY PAVERS	ALFRESCO	Buttermilk	GP	P5	232mm x 116mm x 50mm	 Cream	Crema
		Hickory	EXP	P5	232mm x 116mm x 50mm	 Brown	Sienna
		Roux	EXP	P5	232mm x 116mm x 50mm	 Red	Rouge
		Umber	GP	P5	232mm x 116mm x 50mm	 Tan	Bisque

*Or made to order

EXP = Exposure grade

Suitable for use in external walls exposed to aggressive environments, such as; areas subjected to salts in the soil, adjacent material or ground water, in coastal areas exposed to attack from windborne salt spray, or retaining walls subjected to fertilisers and ground salts.

GP = General purpose

Suitable for internal and external walls only when above a sheet or membrane damp-proof course and protected by an adequate coping, eaves, roof or similar top covering. These units should not be directly exposed to saline environments.

Solar absorptance rating

In the design of energy efficient buildings, architects and consulting engineers need to be able to calculate the heat loss or gain of materials used to construct these buildings.

For this reason, our product range has been categorised into the below three colour groups –

Light (L) < 0.475

Medium (M) 0.475 - 0.70

Dark (D) > 0.70

to assist with their calculations.

HOME OF DESIGN

The Brickworks Design Studio is the place to get inspired and excited about your project.

Our extensive and innovative range of building solutions are all on display within the Brickworks Design Studios. A free one-to-one colour consultation with a Brickworks design expert allows you to feel the textures and experience the quality first hand, giving you ideas and bringing your new home to life.

[brickworks.com.au/colour consultations/](http://brickworks.com.au/colour-consultations/)

And now, with our online colour visualisation tool, iVisualise, you can experiment and choose what your new home will look like online, making the process of selecting your external colours and finishes a stress-free experience.

australbricks.com.au/ivisualise

BEAUTIFUL PRODUCTS *that last forever*

PRODUCT: LA PALOMA ROMERO
PROJECT: WATERSIDE COURT
ARCHITECT: JW CONSTRUCTIONS
PHOTOGRAPHER: CONNOISSEUR PHOTOGRAPHY

Our genuine
building products
create the most
beautiful and
sustainable
environments
and places in
Australia.

Brickworks Building Products is one of Australia's largest and most diverse building material producers and providers. With our heritage as one of Australia's founding brick businesses many generations ago, we hold the values of family, community, sustainability, innovation and quality at our core.

We know our quality products last forever, which is why some of our products come with a 100 year guarantee.

Under the Brickworks Building Products umbrella are some of Australia's best known

building materials brands. Our products include bricks, pavers, masonry blocks, retaining wall systems, precast concrete panels, solar, concrete and terracotta roof tiles, timber products, terracotta façades and specialised building systems.

With a broad product portfolio of leading products from Australia and around the world – available right across the country – Brickworks Building Products pride ourselves on our commitment to product, service excellence and our leadership position.

we are BRICKWORKS

BRICKWORKS
— BUILDING PRODUCTS —

Australia

australbricks

australmasonry

australprecast

bristileroofting

**southern cross
cement**

BOWRAL BRICKS

**DANIEL
ROBERTSON**

nubrik

terraçade
TERRAZZING FACILE SYSTEM

Pronto Panel

GB Masonry

URBANSTONE

CAPITAL BATTENS

International
brands

La Escandella
ROOFING THE WORLD

SANSELMO
vivere la differenza

la paloma
cerámicas

**CERAMICHE
KEOPE**

North America

Glen-Gery

Sioux City Brick
Since 1913

**Lawrenceville
BRICK**

**Cushwa
BRICK**



australbricks.com.au | 13 brick

Design Studio

Brisbane

27 James Street,
Fortitude Valley
QLD 4006
07 3634 5604
brisbanedesignstudio
@brickworks.com.au

Design Centres

Rosedale

105 Gardner Rd
Rosedale
QLD 4123
07 3347 2111
Sales_qld
@australbricks.com.au

Sunshine Coast

200 Nicklin Way
Warana
QLD 4575
07 5293 5001
sunshinecoastdc
@brickworks.com.au

Toowoomba

29 Mort Street
Toowoomba
QLD 4350
07 4632 6377
toowoomba
@australbricks.com.au

Townsville

2 Blakey Street
Garbutt
QLD 4814
07 4431 2800
Townsville
@australmasonry.com.au

Cairns

8 Palmer Street
Portsmith
QLD 4870
07 4045 5309
cairnssales
@australmasonry.com.au

Rockhampton

42/50 Johnson Street
Parkhurst
QLD 4702
07 4921 5777
rockysales
@australmasonry.com.au

Proud Supporters



A brand of

BRICKWORKS
— BUILDING PRODUCTS —

The product images in our brochures give a general indication of colour for your preliminary selection.
We also recommend you view current product samples before making your final selections.